










































Picture	Power	Item Code	Type	Voltage	Specifications	Luminous Flux	CRI	Lamp Base	Light Colour	Angle
	3.5W	LC.LB-3.5WCE27	LIGHT BULB	100-240 VAC	Base Material: Ceramic 42 x Epistar SMD3014 LED Chips	300LM		E27	Cool White	220°
	3.5W	LC.LB-3.5WWE27	LIGHT BULB	100-240 VAC	Base Material: Ceramic 42 x Epistar SMD3014 LED Chips	300LM		E27	Warm White	220°
	3.5W	LC.LB-3.5WCB22	LIGHT BULB	100-240 VAC	Base Material: Ceramic 42 x Epistar SMD3014 LED Chips	300LM		B22	Cool White	220°
	3.5W	LC.LB-3.5WWB22	LIGHT BULB	100-240 VAC	Base Material: Ceramic 42 x Epistar SMD3014 LED Chips	300LM		B22	Warm White	220°
	6W	LC.LB-6WCE27	LIGHT BULB	100-240 VAC	Base Material: Plastic 10 x Samsung SMD5630 LED Chips	450LM		E27	Cool White	220°
	6W	LC.LB-6WWE27	LIGHT BULB	100-240 VAC	Base Material: Plastic 10 x Samsung SMD5630 LED Chips	450LM		E27	Warm White	220°
	6W	LC.LB-6WCB22	LIGHT BULB	100-240 VAC	Base Material: Plastic 10 x Samsung SMD5630 LED Chips	450LM		B22	Cool White	220°
	6W	LC.LB-6WWB22	LIGHT BULB	100-240 VAC	Base Material: Plastic 10 x Samsung SMD5630 LED Chips	450LM		B22	Warm White	220°
	8W	LC.LB-8WCE27	LIGHT BULB	100-240 VAC	Base Material: Plastic 14 x Samsung SMD5630 LED Chips	600LM		E27	Cool White	220°
	8W	LC.LB-8WWE27	LIGHT BULB	100-240 VAC	Base Material: Plastic 14 x Samsung SMD5630 LED Chips	600LM		E27	Warm White	220°
	8W	LC.LB-8WCB22	LIGHT BULB	100-240 VAC	Base Material: Plastic 14 x Samsung SMD5630 LED Chips	600LM		B22	Cool White	220°
	8W	LC.LB-8WWB22	LIGHT BULB	100-240 VAC	Base Material: Plastic 14 x Samsung SMD5630 LED Chips	600LM		B22	Warm White	220°
	3.5W	LC.CL-3.5WCE14	CANDLE LIGHT	100-240 VAC	Base Material: Ceramic 42 x Epistar SMD3014 LED Chips	300LM		E14	Cool White	220°
	3.5W	LC.CL-3.5WWE14	CANDLE LIGHT	100-240 VAC	Base Material: Ceramic 42 x Epistar SMD3014 LED Chips	300LM		E14	Warm White	220°

	3.5W	LC.CB-3.5WCE27	CANDLE BULB	100-240 VAC	Base Material: Ceramic 6 x Samsung SMD5630 LED Chips Dimmable	250LM		E27	Cool White	220°
	3.5W	LC.CB-3.5WWE27	CANDLE BULB	100-240 VAC	Base Material: Ceramic 6 x Samsung SMD5630 LED Chips Dimmable	250LM		E27	Warm White	220°
	3.5W	LC.CB-3.5WCB22	CANDLE BULB	100-240 VAC	Base Material: Ceramic 6 x Samsung SMD5630 LED Chips Dimmable	250LM		B22	Cool White	220°
	3.5W	LC.CB-3.5WWB22	CANDLE BULB	100-240 VAC	Base Material: Ceramic 6 x Samsung SMD5630 LED Chips Dimmable	250LM		B22	Warm White	220°
	5W	LC.DL-5WCMR16-12	DOWN LIGHT	12V AC/DC	Base Material: Aluminium 1 x 4.1W Sharp Zeningata LED Chip, CRI: >82	260LM	>82	MR16	Cool White	36°
	5W	LC.DL-5WWMR16-12V	DOWN LIGHT	12V AC/DC	Base Material: Aluminium 1 x 4.1W Sharp Zeningata LED Chip, CRI: >82	260LM	>82	MR16	Warm White	36°
	5W	LC.DL-5WCMR16D-12V	DOWN LIGHT Dimmable	12V DC	Base Material: Aluminium 1 x 4.1W Sharp Zeningata LED Chip, CRI: >82 Dimmable	260LM	>82	MR16	Cool White	36°
	5W	LC.DL-5WWMR16D-12V	DOWN LIGHT Dimmable	12V DC	Base Material: Aluminium 1 x 4.1W Sharp Zeningata LED Chip, CRI: >82 Dimmable	260LM	>82	MR16	Warm White	36°
	5W	LC.DL-5WCGU10	DOWN LIGHT	220V VAC	Base Material: Aluminium 1 x 4.1W Sharp Zeningata LED Chip, CRI: >82	260LM	>82	GU10	Cool White	36°
	5W	LC.DL-5WCGU10A	DOWN LIGHT WT RIM	220V VAC	Base Material: Aluminium 1 x 4.1W Sharp Zeningata LED Chip, CRI: >82	260LM	>82	GU10	Cool White	36°
	5W	LC.DL-5WWGU10	DOWN LIGHT	220V VAC	Base Material: Aluminium 1 x 4.1W Sharp Zeningata LED Chip, CRI: >82	260LM	>82	GU10	Warm White	36°
	5W	LC.DL-5WCGU10D	DOWN LIGHT Dimmable	220V VAC	Base Material: Aluminium 1 x 4.1W Sharp Zeningata LED Chip, CRI: >82 Dimmable	260LM	>82	GU10	Cool White	36°
	5W	LC.DL-5WWGU10D	DOWN LIGHT Dimmable	220V VAC	Base Material: Aluminium 1 x 4.1W Sharp Zeningata LED Chip, CRI: >82 Dimmable	260LM	>82	GU10	Warm White	36°
	5W	LC.DL-5WCE14	DOWN LIGHT	220V VAC	220V AC Base Material: Aluminium 1 x 4.1W Sharp Zeningata LED Chip, CRI: >82	260LM		E14	Cool White	36°
	5W	LC.DL-5WWE14	DOWN LIGHT	220V VAC	220V AC Base Material: Aluminium 1 x 4.1W Sharp Zeningata LED Chip, CRI: >82	260LM		E14	Warm White	36°
	5W	LC.DL-5WCE14D	DOWN LIGHT Dimmable	220V VAC	220V AC Base Material: Aluminium 1 x 4.1W Sharp Zeningata LED Chip, CRI: >82	260LM		E14	Cool White	36°

	5W	LC.DL-5WWE14D	DOWN LIGHT Dimmable	220V VAC	220V AC Base Material: Aluminium 1 x 4.1W Sharp Zeningata LED Chip, CRI: >82	260LM		E14	Warm White	36°
	10W	LC.TU-10W600CC	TUBE LIGHT CLEAR	85-265 VAC	85-265V AC Material: Aluminium + PC 40 x Chimei LED Chips CRI: >80	1000LM	>80	G13	Cool White	220°
	10W	LC.TU-10W600CF	TUBE LIGHT FROSTED	85-265 VAC	85-265V AC Material: Aluminium + PC 40 x Chimei LED Chips CRI: >80	1000LM	>80	G13	Cool White	220°
	10W	LC.TU-10W600CS	TUBE LIGHT STRIPED	85-265 VAC	85-265V AC Material: Aluminium + PC 40 x Chimei LED Chips CRI: >80	1000LM	>80	G13	Cool White	220°
	10W	LC.TU-10W600WC	TUBE LIGHT CLEAR	85-265 VAC	85-265V AC Material: Aluminium + PC 40 x Chimei LED Chips CRI: >80	1000LM	>80	G13	Warm White	220°
	10W	LC.TU-10W600WF	TUBE LIGHT FROSTED	85-265 VAC	85-265V AC Material: Aluminium + PC 40 x Chimei LED Chips CRI: >80	1000LM	>80	G13	Warm White	220°
	10W	LC.TU-10W600WS	TUBE LIGHT STRIPED	85-265 VAC	85-265V AC Material: Aluminium + PC 40 x Chimei LED Chips CRI: >80	1000LM	>80	G13	Warm White	220°
	20W	LC.TU-20W1200CC	TUBE LIGHT CLEAR	85-265 VAC	Material: Aluminium + PC 120 x Chimei LED Chips CRI: >80	2000LM	>80	G13	Cool White	220°
	20W	LC.TU-20W1200CF	TUBE LIGHT FROSTED	85-265 VAC	Material: Aluminium + PC 120 x Chimei LED Chips CRI: >80	2000LM	>80	G13	Cool White	220°
	20W	LC.TU-20W1200CS	TUBE LIGHT STRIPED	85-265 VAC	Material: Aluminium + PC 120 x Chimei LED Chips CRI: >80	2000LM	>80	G13	Cool White	220°
	20W	LC.TU-20W1200WC	TUBE LIGHT CLEAR	85-265 VAC	Material: Aluminium + PC 120 x Chimei LED Chips CRI: >80	2000LM	>80	G13	Warm White	220°
	20W	LC.TU-20W1200WF	TUBE LIGHT FROSTED	85-265 VAC	Material: Aluminium + PC 120 x Chimei LED Chips CRI: >80	2000LM	>80	G13	Warm White	220°
	20W	LC.TU-20W1200WS	TUBE LIGHT STRIPED	85-265 VAC	Material: Aluminium + PC 120 x Chimei LED Chips CRI: >80	2000LM	>80	G13	Warm White	220°
	24W	LC.TU-24W1500CC	TUBE LIGHT CLEAR	85-265 VAC	Material: Aluminium + PC 144 x Chimei LED Chips CRI: >80	2400LM	>80	G13	Cool White	220°
	24W	LC.TU-24W1500CF	TUBE LIGHT FROSTED	85-265 VAC	Material: Aluminium + PC 144 x Chimei LED Chips CRI: >80	2400LM	>80	G13	Cool White	220°
	24W	LC.TU-24W1500CS	TUBE LIGHT STRIPED	85-265 VAC	Material: Aluminium + PC 144 x Chimei LED Chips CRI: >80	2400LM	>80	G13	Cool White	220°

	24W	LC.TU-24W1500WC	TUBE LIGHT CLEAR	85-265 VAC	Material: Aluminium + PC 144 x Chimei LED Chips CRI: >80	2400LM	>80	G13	Warm White	220°
	24W	LC.TU-24W1500WF	TUBE LIGHT FROSTED	85-265 VAC	Material: Aluminium + PC 144 x Chimei LED Chips CRI: >80	2400LM	>80	G13	Warm White	220°
	24W	LC.TU-24W1500WS	TUBE LIGHT STRIPED	85-265 VAC	Material: Aluminium + PC 144 x Chimei LED Chips CRI: >80	2400LM	>80	G13	Warm White	220°
	1.5W	LC.SL-1.5WCG4-12V	STAR LIGHT	12 VDC	Shell Material: Aluminium 1 x 1.5W LED Chips	40LM	>82	G4	Cool White	340°
	1.5W	LC.SL-1.5WWG4-12V	STAR LIGHT	12 VDC	Shell Material: Aluminium 1 x 1.5W LED Chips	40LM	>82	G4	Warm White	340°
	3W	LC.SL-3WCG4-12V	STAR LIGHT	12 VDC	Shell Material: Aluminium 1 x 3W LED Chips	80LM	>82	G4	Cool White	340°
	3W	LC.SL-3WWG4-12V	STAR LIGHT	12 VDC	Shell Material: Aluminium 1 x 3W LED Chips	80LM	>82	G4	Warm White	340°
	6W	LC.SL-3WCG4-12V	STAR LIGHT	12 VDC	Shell Material: Aluminium 4 x 1.5W LED Chips	190LM	>82	G4	Cool White	340°
	6W	LC.SL-3WWG4-12V	STAR LIGHT	12 VDC	Shell Material: Aluminium 4 x 1.5W LED Chips	190LM	>82	G4	Warm White	340°
	25W	LC.SH-25WC	SHOP LIGHT	90-245 VAC	Shell Material: Aluminium Power Factor: >0.9 63 x Samsung SMD HID Chips	2150LM	>82		Cool White	180°
	25W	LC.SH-25WW	SHOP LIGHT	90-245 VAC	Shell Material: Aluminium Power Factor: >0.9 63 x Samsung SMD HID Chips	2150LM	>82		Warm White	180°
	35W	LC.SH-35WC	SHOP LIGHT	90-245 VAC	Shell Material: Aluminium Power Factor: >0.9 88 x Samsung SMD HID Chips	2950LM	>82		Cool White	180°
	35W	LC.SH-35WW	SHOP LIGHT	90-245 VAC	Shell Material: Aluminium Power Factor: >0.9 88 x Samsung SMD HID Chips	2950LM	>82		Warm White	180°
	12W	LC.DF-012WC40	DOWNLIGHT FIXTURES	85-265 VAC	Shell Material: Aluminium 1 x 12W Sharp LED COB Chip	640LM	>85		Cool White	40°
	12W	LC.DF-012WW40	DOWNLIGHT FIXTURES	85-265 VAC	Shell Material: Aluminium 1 x 12W Sharp LED COB Chip	640LM	>85		Warm White	40°
	24W	LC.DF-024WC40	DOWNLIGHT FIXTURES	85-265 VAC	Shell Material: Aluminium 2 x 12W SHarp LED COB Chips	1250LM	>85		Cool White	40°

	24W	LC.DF-024WW40	DOWNLIGHT FIXTURES	85-265 VAC	Shell Material: Aluminium 2 x 12W SHarp LED COB Chips	1250LM	>85		Warm White	40°
	36W	LC.DF-036WC40	DOWNLIGHT FIXTURES	85-265 VAC	Shell Material: Aluminium 3 x 12W LED COB Chips	1850LM	>85		Cool White	40°
	36W	LC.DF-036WW40	DOWNLIGHT FIXTURES	85-265 VAC	Shell Material: Aluminium 3 x 12W LED COB Chips	1850LM	>85		Warm White	40°
	48W	LC.DF-048WC40	DOWNLIGHT FIXTURES	85-265 VAC	Shell Material: Aluminium 4 x 12W LED COB Chips	2440LM	>85		Cool White	40°
	48W	LC.DF-048WW40	DOWNLIGHT FIXTURES	85-265 VAC	Shell Material: Aluminium 4 x 12W LED COB Chips	2440LM	>85		Warm White	40°
	5W	LC.UD-05WC	UFO DOWN LIGHT	85-265 VAC	Shell Material: Aluminium Samsung SMD LED Chips Diameter: 103 x 57mm	400LM	>85		Cool White	150°
	5W	LC.UD-05WW	UFO DOWN LIGHT	85-265 VAC	Shell Material: Aluminium Samsung SMD LED Chips Diameter: 103 x 57mm	400LM	>85		Warm White	150°
	10W	LC.UD-10WC	UFO DOWN LIGHT	85-265 VAC	Shell Material: Aluminium Samsung SMD LED Chips Diameter: 103 x 57mm	830LM	>85		Cool White	150°
	10W	LC.UD-10WW	UFO DOWN LIGHT	85-265 VAC	Shell Material: Aluminium Samsung SMD LED Chips Diameter: 103 x 57mm	830LM	>85		Warm White	150°
	10W	LC.UD-10WCB	UFO DOWN LIGHT	85-265 VAC	Shell Material: Aluminium Samsung SMD LED Chips Diameter: 145 x 57mm	830LM	>85		Cool White	150°
	10W	LC.UD-10WWB	UFO DOWN LIGHT	85-265 VAC	Shell Material: Aluminium Samsung SMD LED Chips Diameter: 145 x 57mm	830LM	>85		Warm White	150°
	20W	LC.UD-20WC	UFO DOWN LIGHT	85-265 VAC	Shell Material: Aluminium Samsung SMD LED Chips Diameter: 196 x 57mm	1600LM	>85		Cool White	150°
	20W	LC.UD-20WW	UFO DOWN LIGHT	85-265 VAC	Shell Material: Aluminium Samsung SMD LED Chips Diameter: 196 x 57mm	1600LM	>85		Warm White	150°
	30W	LC.UD-30WC	UFO DOWN LIGHT	85-265 VAC	Shell Material: Aluminium Samsung SMD LED Chips Diameter: 196 x 57mm	2300LM	>85		Cool White	150°
	30W	LC.UD-30WW	UFO DOWN LIGHT	85-265 VAC	Shell Material: Aluminium Samsung SMD LED Chips Diameter: 196 x 57mm	2300LM	>85		Warm White	150°
	30W	LC.UD-30WCB	UFO DOWN LIGHT	85-265 VAC	Shell Material: Aluminium Samsung SMD LED Chips Diameter: 235 x 53mm	2300LM	>85		Cool White	150°

	30W	LC.UD-30WWB	UFO DOWN LIGHT	85-265 VAC	Shell Material: Aluminium Samsung SMD LED Chips Diameter: 235 x 53mm	2300LM	>85		Warm White	150°
	50W	LC.UD-50WC	UFO DOWN LIGHT	85-265 VAC	Shell Material: Aluminium Samsung SMD LED Chips Diameter: 235 x 53mm	4200LM	>85		Cool White	150°
	50W	LC.UD-50WW	UFO DOWN LIGHT	85-265 VAC	Shell Material: Aluminium Samsung SMD LED Chips Diameter: 235 x 53mm	4200LM	>85		Warm White	150°
	10W	LC.TL-10WC35A	TRACK LIGHT	85-265 VAC	Shell Material: Aluminium 1 x 10W Epistar LED COB Chip	810LM	>80		Cool White	35°
	10W	LC.TL-10WW35A	TRACK LIGHT	85-265 VAC	Shell Material: Aluminium 1 x 10W Epistar LED COB Chip	810LM	>80		Warm White	35°
	20W	LC.TL-20WC35A	TRACK LIGHT	85-265 VAC	Shell Material: Aluminium 2 x 10W Epistar LED COB Chips	810LM x 2	>80		Cool White	35°
	20W	LC.TL-20WW35A	TRACK LIGHT	85-265 VAC	Shell Material: Aluminium 2 x 10W Epistar LED COB Chips	810LM x 2	>80		Warm White	35°
	25W	LC.TL-25WC35A	TRACK LIGHT	85-265 VAC	Shell Material: Aluminium 1 x 25W Epistar LED COB Chip	2025LM	>80		Cool White	35°
	25W	LC.TL-25WW35A	TRACK LIGHT	85-265 VAC	Shell Material: Aluminium 1 x 25W Epistar LED COB Chip	2025LM	>80		Warm White	35°
	45W	LC.TL-45WC35A	TRACK LIGHT	85-265 VAC	Shell Material: Aluminium 1 x 25W Epistar LED COB Chip	3645LM	>80		Cool White	35°
	45W	LC.TL-45WW35A	TRACK LIGHT	85-265 VAC	Shell Material: Aluminium 1 x 25W Epistar LED COB Chip	3645LM	>80		Warm White	35°
	10W	LC.TL-10WC40B	TRACK LIGHT	85-265 VAC	Shell Material: Aluminium 1 x 10W Sharp LED COB Chip	610LM	>85		Cool White	40°
	10W	LC.TL-10WW40B	TRACK LIGHT	85-265 VAC	Shell Material: Aluminium 1 x 10W Sharp LED COB Chip	610LM	>85		Warm White	40°
	15W	LC.TL-15WC40B	TRACK LIGHT	85-265 VAC	Shell Material: Aluminium 1 x Sharp LED COB Chip	810LM	>85		Cool White	40°
	15W	LC.TL-15WW40B	TRACK LIGHT	85-265 VAC	Shell Material: Aluminium 1 x Sharp LED COB Chip	810LM	>85		Warm White	40°
	20W	LC.TL-20WC40B	TRACK LIGHT	85-265 VAC	Shell Material: Aluminium 1 x 20W Sharp LED COB Chip	1530LM	>85		Cool White	40°

	20W	LC.TL-20WW40B	TRACK LIGHT	85-265 VAC	Shell Material: Aluminium 1 x 20W Sharp LED COB Chip	1530LM	>85		Warm White	40°
	30W	LC.TL-30WC40B	TRACK LIGHT	85-265 VAC	Shell Material: Aluminium 1 x 30W Sharp LED COB Chip	2130LM	>85		Cool White	40°
	30W	LC.TL-30WW40B	TRACK LIGHT	85-265 VAC	Shell Material: Aluminium 1 x 30W Sharp LED COB Chip	2130LM	>85		Warm White	40°
	10W	LC.FLB-010W120C	FLOOD LIGHT BLACK SERIES	85-265 VAC	Shell Material: Aluminium Power Factor: ≥0.9 Working Temp.: -25°~45° 1 x 10W Bridgelux LED	1000LM		IP65	Cool White	120°
	10W	LC.FLB-010W120C-12V	FLOOD LIGHT BLACK SERIES	12 VDC	Shell Material: Aluminium Power Factor: ≥0.9 Working Temp.: -25°~45° 1 x 10W Bridgelux LED	1000LM		IP65	Cool White	120°
	20W	LC.FLB-020W120C	FLOOD LIGHT BLACK SERIES	85-265 VAC	Shell Material: Aluminium Power Factor: ≥0.9 Working Temp.: -25°~45° 1 x 20W Bridgelux LED	3000LM		IP65	Cool White	120°
	20W	LC.FLB-020W120C-12V	FLOOD LIGHT BLACK SERIES	12 VDC	Shell Material: Aluminium Power Factor: ≥0.9 Working Temp.: -25°~45° 1 x 20W Bridgelux LED	3000LM		IP65	Cool White	120°
	30W	LC.FLB-030W120C	FLOOD LIGHT BLACK SERIES	85-265 VAC	Shell Material: Aluminium Power Factor: ≥0.9 Working Temp.: -25°~45° 1 x 30W Bridgelux LED	3000LM		IP65	Cool White	120°
	30W	LC.FLB-030W120C-12V	FLOOD LIGHT BLACK SERIES	12 VDC	Shell Material: Aluminium Power Factor: ≥0.9 Working Temp.: -25°~45° 1 x 30W Bridgelux LED	3000LM		IP65	Cool White	120°
	50W	LC.FLB-050W120C	FLOOD LIGHT BLACK SERIES	85-265 VAC	Shell Material: Aluminium Power Factor: ≥0.9 Working Temp.: -25°~45° 1 x 50W Bridgelux LED	5000LM		IP65	Cool White	120°
	70W	LC.FLB-070W120C	FLOOD LIGHT BLACK SERIES	85-265 VAC	Shell Material: Aluminium Power Factor: ≥0.9 Working Temp.: -25°~45° 1 x 70W Bridgelux LED	7000LM		IP65	Cool White	120°
	100W	LC.FLB-100W120C	FLOOD LIGHT BLACK SERIES	85-265 VAC	Shell Material: Aluminium Power Factor: ≥0.9 Working Temp.: -25°~45° 1 x 100W Bridgelux LED	10000LM		IP65	Cool White	120°
	150W	LC.FLB-150W120C	FLOOD LIGHT BLACK SERIES	85-265 VAC	Shell Material: Aluminium Power Factor: ≥0.9 Working Temp.: -25°~45° 3 x 50W Bridgelux LED	15000LM		IP65	Cool White	120°
	200W	LC.FLB-200W120C	FLOOD LIGHT BLACK SERIES	85-265 VAC	Shell Material: Aluminium Power Factor: ≥0.9 Working Temp.: -25°~45° 2 x 100W Bridgelux LED	20000LM		IP65	Cool White	120°
	150W	LC.FLU-150W120C	FLOOD LIGHT ULTIMATE SERIES	85-265 VAC	Shell Material: Aluminium Working Temp.: -25°~45° CREE LED HID Chips	19500LM		IP65	Cool White	120°
	300W	LC.FLU-300W120C	FLOOD LIGHT ULTIMATE SERIES	85-265 VAC	Shell Material: Aluminium Working Temp.: -25°~45° CREE LED HID Chips	39000LM		IP65	Cool White	120°

	540W	LC.FLU-540W120C	FLOOD LIGHT ULTIMATE SERIES	85-265 VAC	Shell Material: Aluminium Working Temp.: -25°~45° CREE LED HID Chips	140400LM		IP65	Cool White	120°
	1080W	LC.FLU-1080W120C	FLOOD LIGHT ULTIMATE SERIES	85-265 VAC	Shell Material: Aluminium Working Temp.: -25°~45° CREE LED HID Chips	140400LM		IP65	Cool White	120°
	2000W	LC.FLU-2000W120C	FLOOD LIGHT ULTIMATE SERIES	85-265 VAC	Voltage: 85-265V AC Shell Material: Aluminium Working Temp.: -25°~45° CREE LED HID Chips	260000LM		IP65	Cool White	120°
	4000W	LC.FLU-4000W120C	FLOOD LIGHT ULTIMATE SERIES	85-265 VAC	Voltage: 85-265V AC Shell Material: Aluminium Working Temp.: -25°~45° CREE LED HID Chips	520000LM		IP65	Cool White	120°
	100W	LC.HB-100W60C	HIGH BAY	85-265 VAC	Voltage: 85-265V Shell Material: Aliminium Working Temp.: -40°~65° 1 x 100W Bridgelux LED HID Chip	11000LM		IP65	Cool White	60°
	100W	LC.HB-100W120C	HIGH BAY	85-265 VAC	Voltage: 85-265V Shell Material: Aliminium Working Temp.: -40°~65° 1 x 100W Bridgelux LED HID Chip	11000LM		IP65	Cool White	120°
		LC.HB-REFL60	HIGH BAY REFLECTOR							60°
	120W	LC.HB-120W120C	HIGH BAY	85-265 VAC	Shell Material: Aluminium Working Temp.: -40°~65° 1 x 125W Bridgelux LED HID Chip	13200LM		IP65	Cool White	120°
	150W	LC.HB-150W120C	HIGH BAY	85-265 VAC	Shell Material: Aluminium Working Temp.: -40°~65° 1 x 150W Bridgelux LED HID Chip	16500		IP65	Cool White	120°
	200W	LC.HB-200W120C	HIGH BAY	85-265 VAC	Shell Material: Aluminium Working Temp.: -40°~65° 1 x 200W Bridgelux LED HID Chip	22000		IP65	Cool White	120°
	48W	LC.STL-048WC	SREET LIGHT	100-245 VAC	Shell Material: Aluminium 25 x Samsung SMD HID Chips	4000LM		IP68	Cool White	75x135°
	60W	LC.STL-060WC	SREET LIGHT	100-245 VAC	Shell Material: Aluminium 36 x Samsung SMD HID Chips	5100LM		IP68	Cool White	75x135°
	90W	LC.STL-090WC	SREET LIGHT	100-245 VAC	Shell Material: Aluminium 50 x Samsung SMD HID Chips	7650LM		IP68	Cool White	75x135°
	120W	LC.STL-120WC	SREET LIGHT	100-245 VAC	Shell Material: Aluminium 72 x Samsung SMD HID Chips	10200LM		IP68	Cool White	75x135°
	150W	LC.STL-150WC	SREET LIGHT	100-245 VAC	Shell Material: Aluminium 75 x Samsung SMD HID Chips	12750LM		IP68	Cool White	75x135°
	180W	LC.STL-180WC	SREET LIGHT	100-245 VAC	Shell Material: Aluminium 108 x Samsung SMD HID Chips	15400LM		IP68	Cool White	75x135°